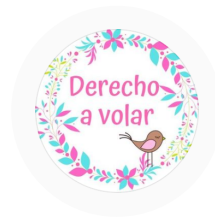
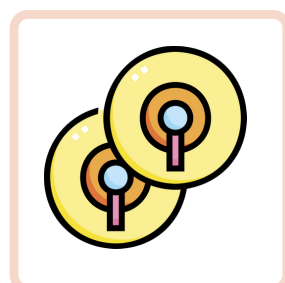







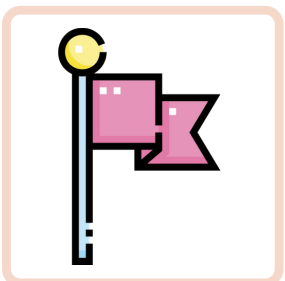






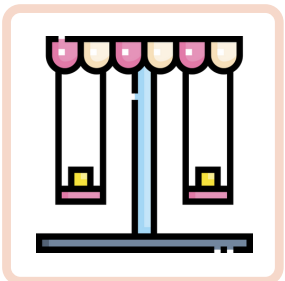
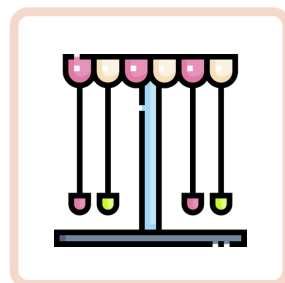


















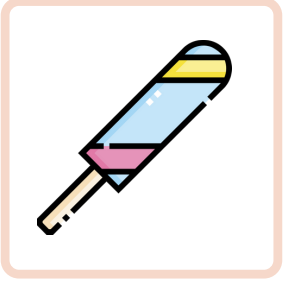
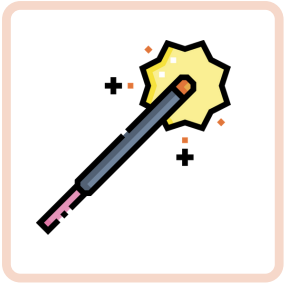


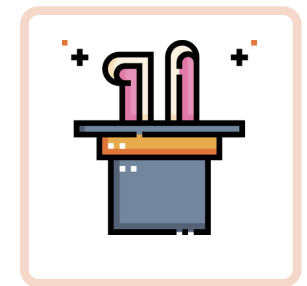


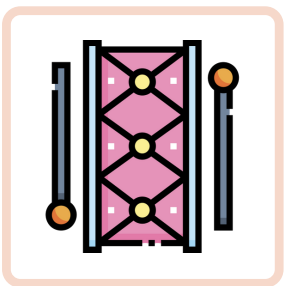





MATERIAL PARA TRABAJAR EL CARNAVAL



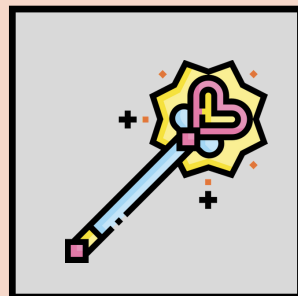




VOCABULARIO




Corona



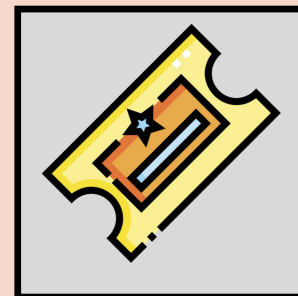
Varita



Antifaz




Careta




Ticket



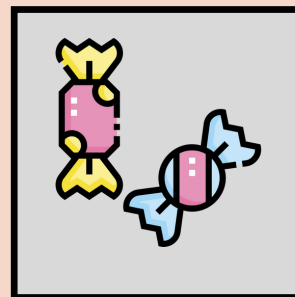
Batido



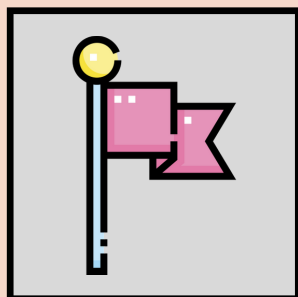
Payaso



Gorro



Caramelos



Banderin

@rociptsevilla

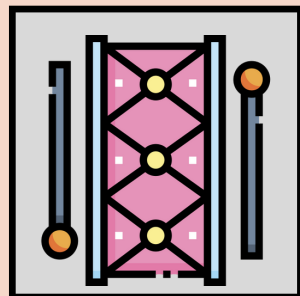
@derechoavolar

@susanaalbances

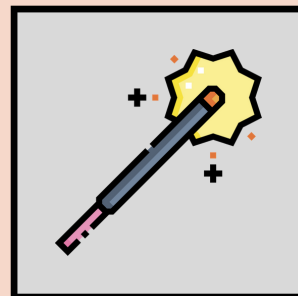
VOCABULARIO




Helado



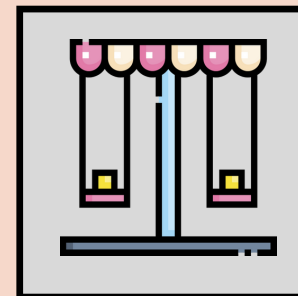
Tambor



Varita




Abanico



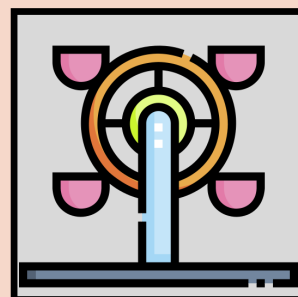
Cplumpios




Algodón




Diadema



Noria



Palomitas



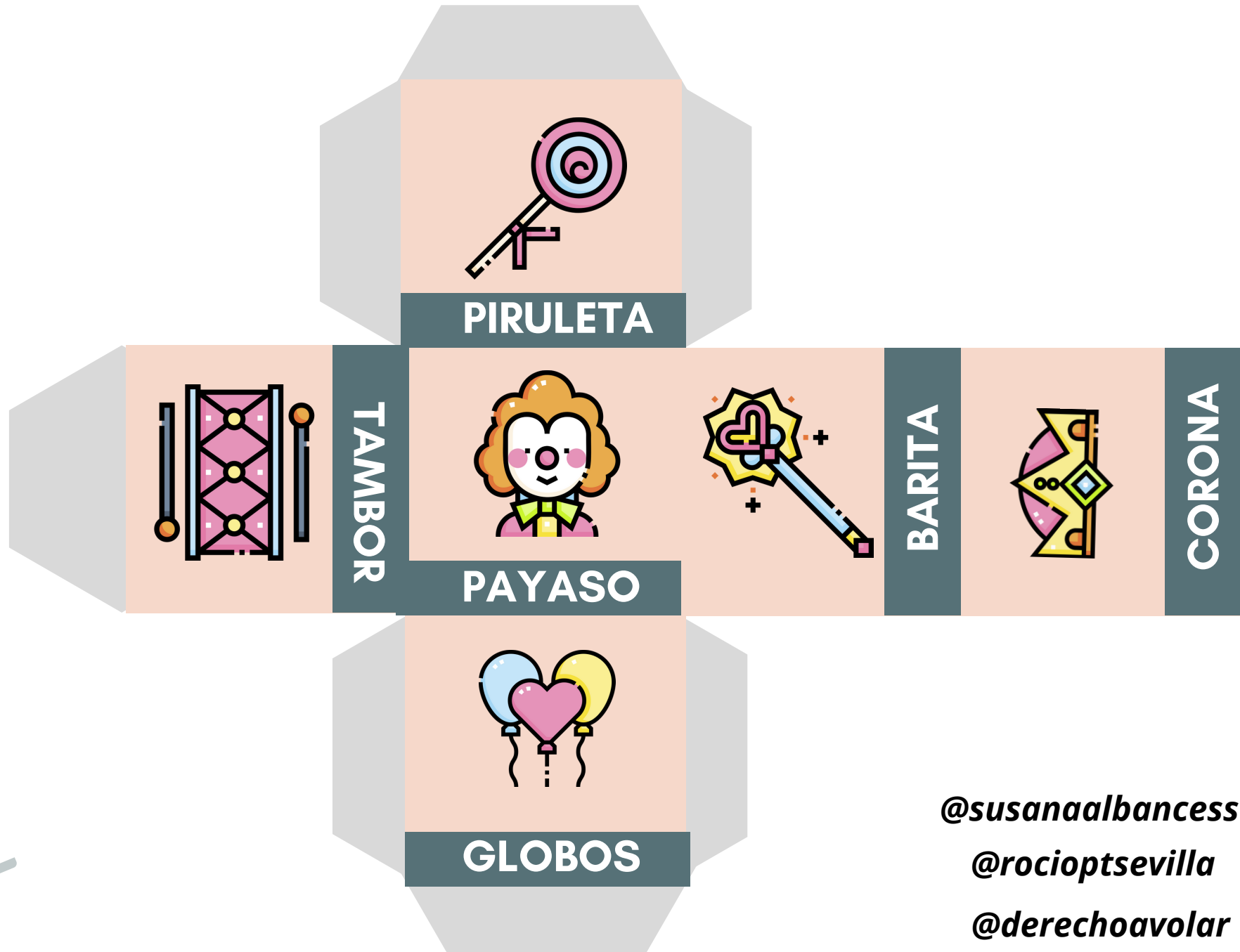
Fuegos

@rociptsevilla

@derechoavolar

@susanaalbances

Creamos oraciones

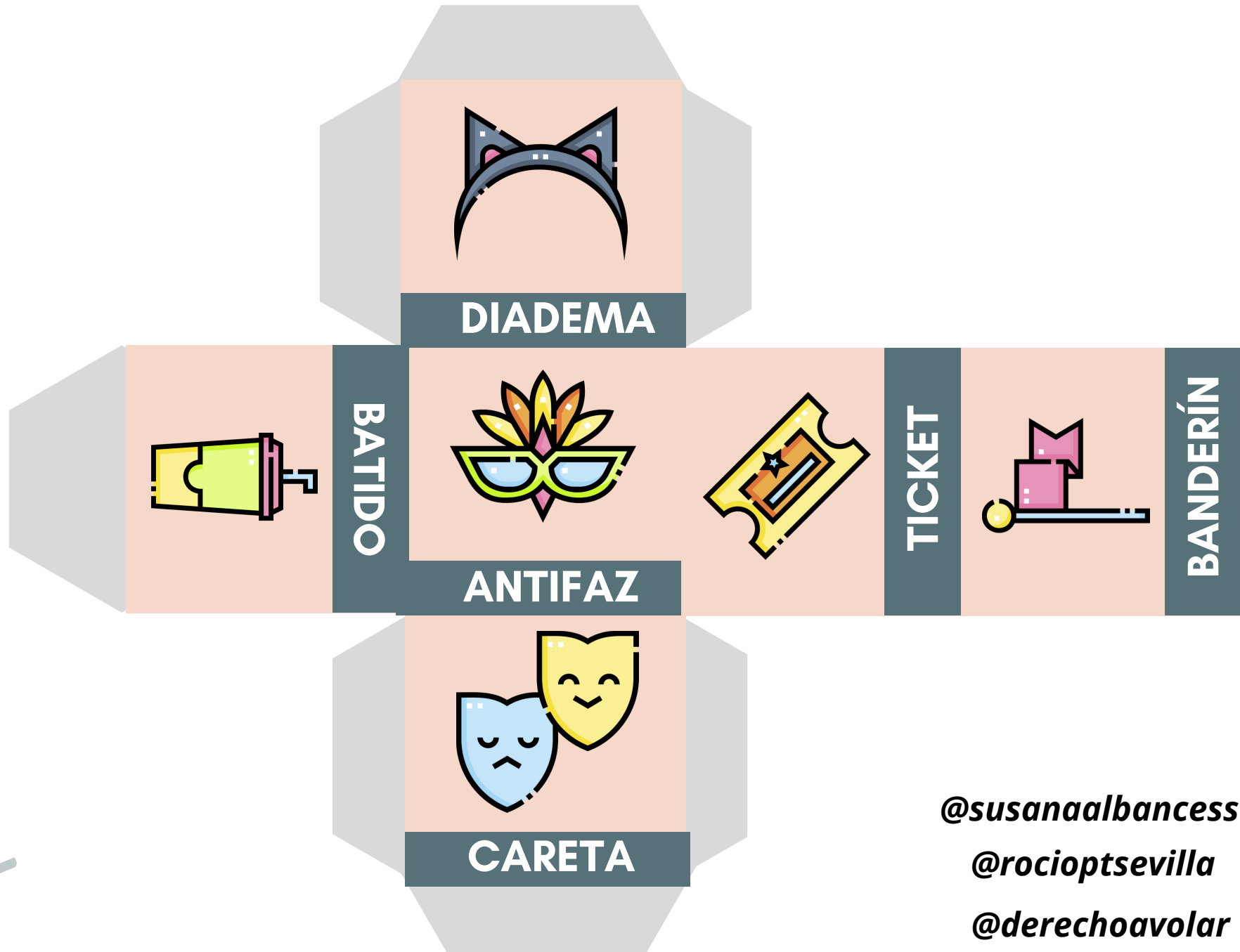


@susanaalbances

@rociptsevilla

@derechoavolar

Creamos oraciones





@susanaalbances









@rocioptsevilla

@derechoavolar

COLOQUETEA



- *Coloca la careta en el segundo cuadro.*
- *Coloca el batido en la esquina superior derecha.*
- *Coloca el ticket debajo de la careta.*





@susanaalbances


@rocioptsevilla

@derechoavolar

COLOQUETEA




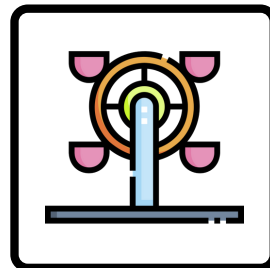


- *Coloca el payaso en el tercer cuadro.*
- *Coloca el Ninja en el último cuadro.*
- *Coloca los globos encima del Ninja.*
- *Coloca el algodón de azúcar en la esquina inferior izquierda.*



@susanaalbances


@rociptsevilla

@derechoavolar



COLOQUETEA

- Coloca el antifaz en la esquina superior izquierda.
- Coloca el abanico debajo del antifaz.
- Coloca la barita en el séptimo lugar.
- Coloca la noria a la derecha del antifaz.
- Coloca a San Patrick lo más cerca que puedas del abanico.








@susanaalbances

@rocioptsevilla

@derechoavolar


RECORTA Y FORMA UNA HISTORIA




@susanaalbances

@rocioptsevilla


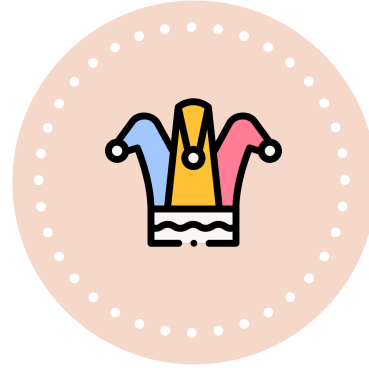
@derechoavolar




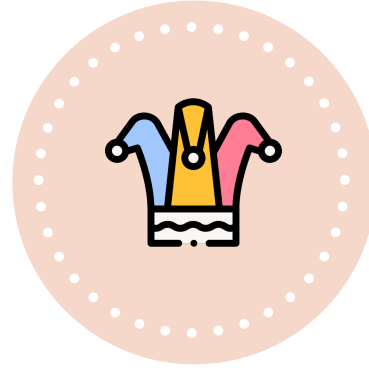
TIRA EL DADO Y FORMA ORACIONES.















MEMORY CARNAVAL



MEMORY CARNAVAL






¿CUÁNTOS...HAY?



MEMORIZA

Durante un minuto tendrás que memorizar los objetos, después te daré el tablero vacío y tendrás que completarlo.
















Otra opción es que el niño copie las figuras en el mismo orden que el modelo.



@derechoavolar

@rocioptsevilla







@susanaalbances



@derechoavolar

@rociopsevilla

@susanaalbances







@derechoavolar

@rociopsevilla

@susanaalbances

JUEGO LÓGICA

@susanaalbances
@rociopsevilla
@derechoavolar






@derechoavolar

@rociopsevilla

@susanaalbances

SIGUE LA SERIE



@derechoavolar




@rociptsevilla



@susanaalbances














@derechoavolar

@rociopsevilla

@susanaalbances




@derechoavolar

@rociopsevilla

@susanaalbancess

SILUETAS



UNE CADA NIÑA CON SU NOMBRE Y REPÁSALO




David

David



Tamara

Tamara



Diana

Diana




Victor

Victor



Daniel

Daniel






Yerai








Yerai

CARNAVALEANDO





Recorta las piezas de los disfraces y haz un memory con los distintos elementos. Obtendrán un disfraz cuando consigan, de una sola tirada, levantar las dos partes,




CARNAVALEANDO



CARNAVALEANDO




CARNABEZA

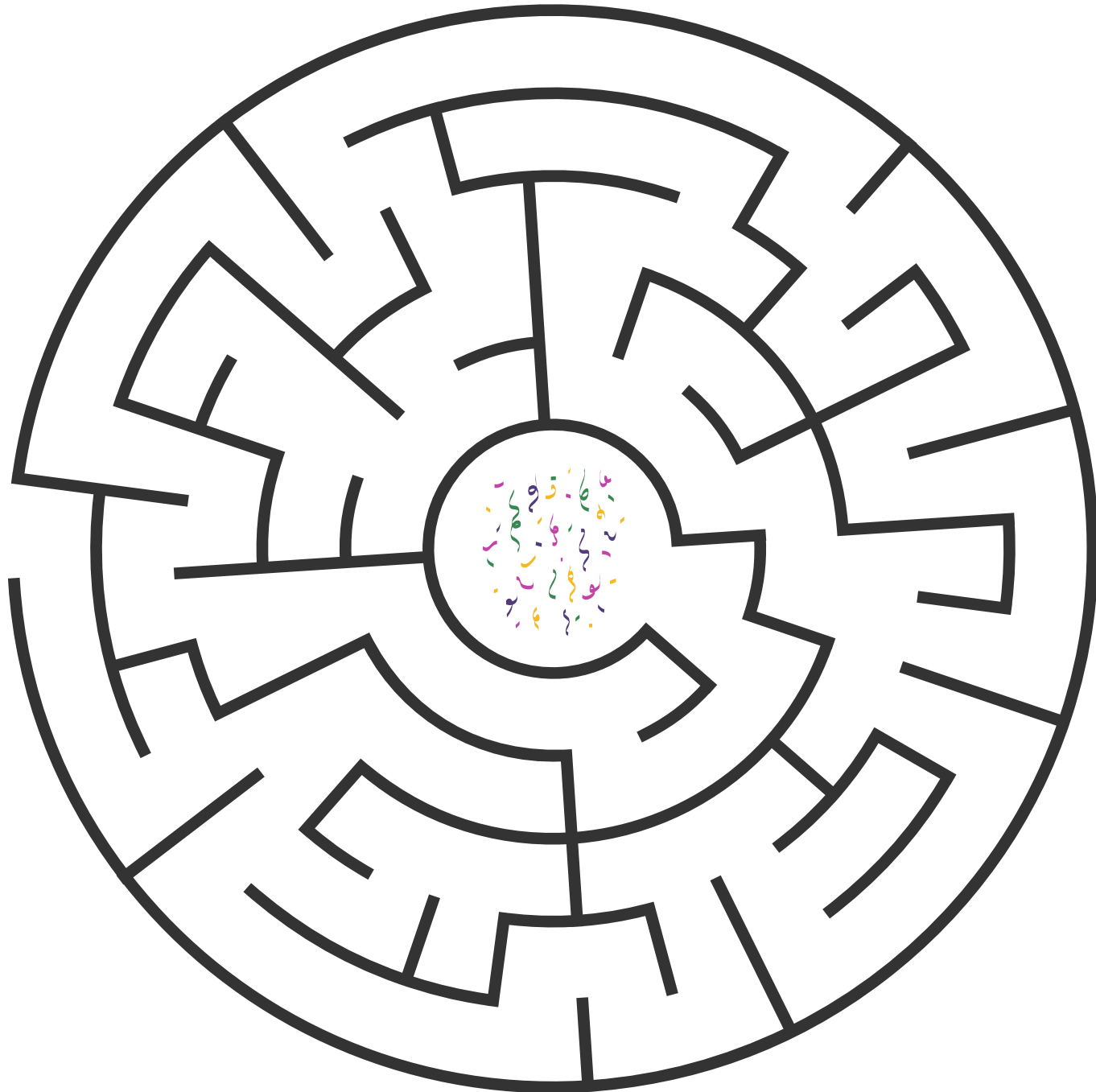




CARNABEZA




CARNABEZA



BUFONEANDO

Diseña un gorro para cada bufón



@susanaalbances

@rociptsevilla

@derechoavolar

COLORIDO



- 1 ●
- 2 ●
- 3 ●
- 4 ●
- 5 ●
- 6 ●
- 7 ●
- 8 ●
- 9 ●
- 10 ●

@susanaalbances

@rociopsevilla

@derechoavolar